

Stock Clamshells with a Common Mold Base

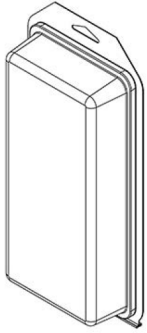
These images demonstrate clamshells with the same Overall Outside Dimensions, but with variations in the associated cavity and insert card dimensions.

Series 500 - 507

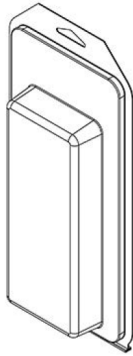
Overall Length = 10.938

Overall Width = 5.250

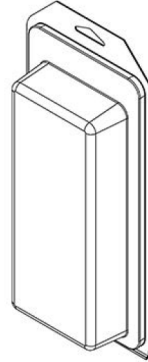
The stock clamshells on this page
are made from Mold Base #550



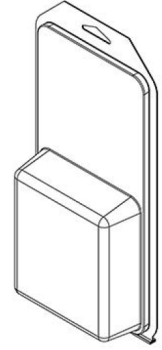
500TF



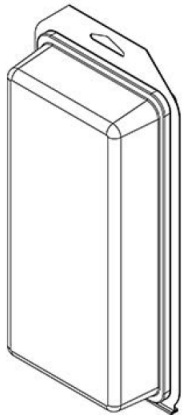
501TF




502TF



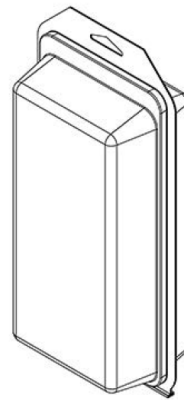
503TF



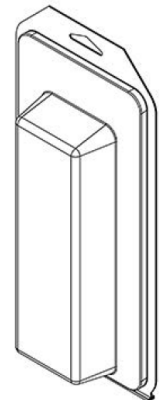
504TF



505TF



506TF



507TF